

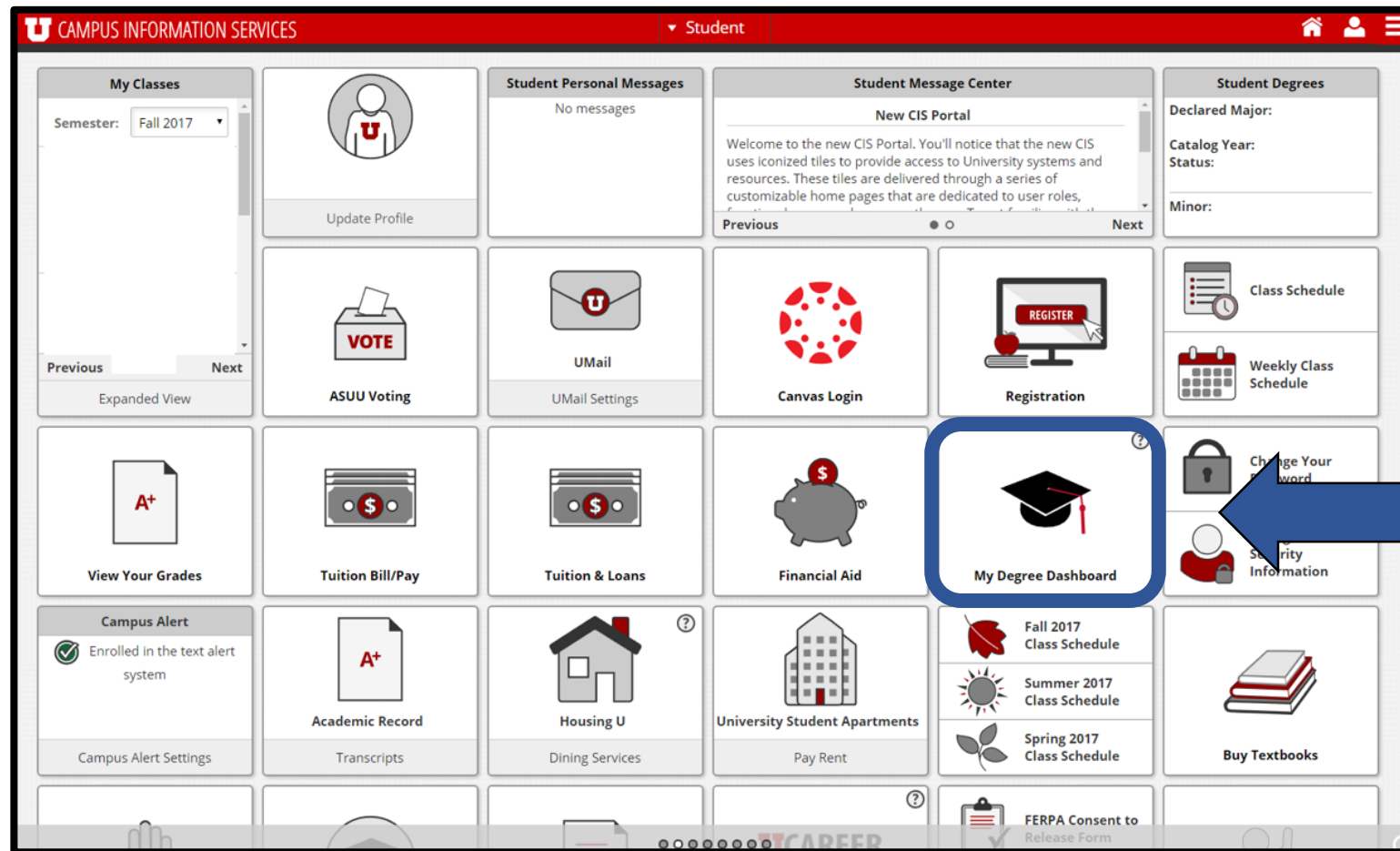
Running a Pre-Professional Audit

**Are you interested in attending a
professional program after you graduate?**

**Did you know you can run an audit to check your progress
towards completing your prerequisite courses?**



On your CIS Page, click on 'My Degree Dashboard'.



The screenshot shows the CIS dashboard interface. At the top, there is a red navigation bar with the University of Utah logo, the text "CAMPUS INFORMATION SERVICES", a dropdown menu set to "Student", and icons for home, user profile, and a menu. The main content area is a grid of tiles. The "My Degree Dashboard" tile, located in the middle-right section, features a graduation cap icon and is highlighted with a blue border and a blue arrow pointing to it from the right. Other visible tiles include "My Classes", "Student Personal Messages", "Student Message Center", "Student Degrees", "ASUU Voting", "U-Mail", "Canvas Login", "Registration", "Class Schedule", "Weekly Class Schedule", "View Your Grades", "Tuition Bill/Pay", "Tuition & Loans", "Financial Aid", "Change Your word", "Security Information", "Campus Alert", "Academic Record", "Housing U", "University Student Apartments", "Pay Rent", "Fall 2017 Class Schedule", "Summer 2017 Class Schedule", "Spring 2017 Class Schedule", "Buy Textbooks", and "FERPA Consent to Release Form".

**Now you will navigate to the
Request an Audit page.
There are two ways to get there.**

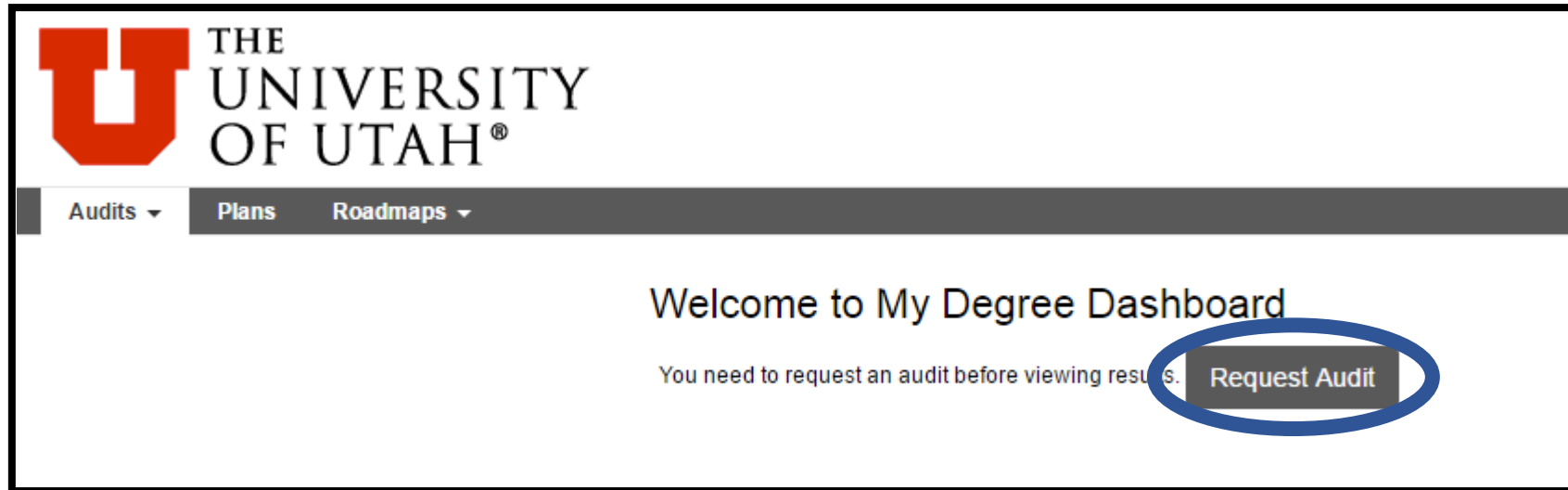
Request an Audit


▼ Run Declared Programs:

Degree Program
RCTHBA
SPANMIN

► Not Declared? Exploring? Run a What-if Audit:

**First, if you see this, click
on 'Request Audit' to get to the
request an audit page.**



 THE
UNIVERSITY
OF UTAH®

Audits ▾ Plans Roadmaps ▾

Welcome to My Degree Dashboard

You need to request an audit before viewing results. [Request Audit](#)

Or you will be on the audits manage page, and you will click on 'Run Audit'.

Completed Audit Requests

These are the audits that have been run in the past for this student's record. Hitting the 'Run Audit' button will run a new audit report. Deleting audits removes them from this list.

Run Audit

Delete

select all/select none

ID	Program	Description	Catalog Year	Created	Audit Type	Format	Course Type	View	Delete
	ACCTBS	Accounting	Fall 2017	03/21/2018 8:48 AM	WHAT-IF	HTML	IP	View Audit	<input type="checkbox"/>
	PSYCBA	Psychology	Fall 2017	03/21/2018 8:46 AM		HTML	IP	View Audit	<input type="checkbox"/>
	SPANMIN	Spanish Minor	Fall 2016	03/21/2018 8:46 AM		HTML	IP	View Audit	<input type="checkbox"/>
	RCTHBS	Recreational Therapy	Fall 2016	03/21/2018 8:46 AM		HTML	IP	View Audit	<input type="checkbox"/>

The second way is to click on the
Audits tab and select 'Request New'.



To run an Audit for a Pre-Professional program click on the section that says 'Not Declared? Exploring? Run a What-if Audit.'

Request an Audit

▼ Run Declared Programs:

Degree Program

No default programs found

▶ Not Declared? Exploring? Run a What-if Audit:

**If you have previously
run a what-if audit, you will need
to click on 'Clear Selections'.**

▼ Not Declared? Exploring? Run a What-if Audit:

Choosing a degree program here will not change your declared degree program.

[Humanities](#) > [English](#) > [BA English - ENGLBA](#)

Catalog Year:

[Fall 2016](#)

[Clear Selections](#)

**Select University in
the college field, the
pre-professional program
you want in the major field,
no degree for the degree
field, and the most recent
catalog year.**

Request an Audit

▶ Run Declared Programs:

▼ Not Declared? Exploring? Run a What-if Audit:

Choosing a degree program here will not change your declared degree program.

College: University ▼

Major: Pre-Med MD ▼

Degree: No Degree ▼

Program: Pre Medicine - NOT A MAJOR - MED.MD.P

Catalog Year: Fall 2016 ▼

Once you have selected your program,
click on 'Run Selected What-If Audit'
to run your audit.

Request an Audit

▶ Run Declared Programs:

▼ Not Declared? Exploring? Run a What-if Audit:

Choosing a degree program here will not change your declared degree program.

University > Pre-Med MD > No Degree Pre Medicine - NOT A MAJOR - MED.MD.P
Catalog Year: Fall 2016 [Clear Selections](#)

Advanced Settings [Click to view available options.](#)

[Run Selected What-If Audit](#) [Cancel](#)

CONGRATULATIONS!!

**Now you can run a pre-professional
audit to help you track your GPA
and pre-requisite progress!**

**If you need a little extra help, schedule an
appointment with your academic advisor at
advising.utah.edu**